

## Remote learning

If you have covid or you are absent from college but are well enough to complete work, there is work available for you on the **Portal** in the Independent Learning Folder for the current academic year.



Click on the link to the  
portal






**new new Foldr.IO new new**

[Access your files and folders with the new portal](#)

*If you wish to add the app to your mobile device  
the "Foldr Address" is **remote.freman.org.uk***

This will take you to the Foldr. Icon.

Click on this and you will be asked to enter your college email and password.



## Freman College Portal

Please sign in using your school email address and password.

Username

Multiple sign-in domains are available. Hit @ to select one.

**NEXT**

[Forgot password?](#)

## My Files

Name
 Web Links
 My Home Folder
 Pupils Read Only










Step 1  
Click on **Pupils Read Only**

Step 2  
Select **2021-22 Independent Learning (or the current academic year)**

Step 3  
Select your **year group**.

Step 4  
Select your **subject**.

Name
 2021 22 Independent Learning
 Art
 Business

Name
 Art
 Biology
 Business
 Chemistry
 Child Development
 Design Technology
 Drama
 English
 Finance

Name
 A Year
 E Year
 I Year